


MICROWAVE PYRAMIDAL ABSORBER

APM



APM is a range of high performance broadband electromagnetic absorbers. Each absorber consists of a single block of high tech polyurethane foam, pyramidal-shaped and impregnated with a sophisticated carbon-based aqueous solution. APM absorbers are suitable for broadband applications, and are used to line semi-anechoic and fully anechoic chambers for antenna measurements, Radar Cross Section, compact ranges, telecom, EMC, and military applications.




GUARANTEED PERFORMANCES

These reflectivity performances are exceptional; the **values are guaranteed for 20 years**. These values are the fruit of extensive experience in electromagnetic absorber manufacturing. The reflectivity performances of our absorbers are factory checked, using cutting edge broadband equipment (14 m long coaxial line 1.83 x 1.83 m section, optimised design fully anechoic chamber, Vector Network Analyzers). In addition, we offer to take care of the reflectivity measurements in our factory with SIEPEL engineers, for the customer.

GUARANTEED REFLECTIVITY PERFORMANCES (dB) OF APM ABSORBERS (normal incidence)

TYPE	Total overall height		80 MHz	200 MHz	300 MHz	500 MHz	1 GHz	2 GHz	4 GHz	8 GHz	12 GHz	18 GHz	40 GHz
	mm	in											
APM 3	28	1.1							-17	-17	-23	-23	-30
APM 5	55	2.2						-20	-21	-25	-31	-35	-38
APM 9	89	3.5					-16	-20	-29	-35	-40	-43	-40
APM 12	115	4.5					-19	-20	-33	-40	-45	-50	-40
APM 20	210	8.3				-13	-25	-36	-45	-46	-52	-51	-44
APM 30	305	12				-25	-36	-40	-48	-52	-52	-51	-45
APM 45	455	18				-27	-40	-42	-50	-52	-52	-51	-45
APM 55	550	21.6			-26	-36	-44	-44	-50	-52	-52	-51	-45
APM 66	660	26	-6	-21	-26	-37	-45	-46	-52	-52	-52	-51	-45
APM 85	850	33.5	-10	-25	-28	-42	-49	-50	-52	-52	-52	-51	-45
APM 100	1000	39.4	-11	-26	-36	-45	-50	-52	-52	-52	-52	-51	-45
APM 115	1150	43.7	-16	-26	-36	-45	-50	-52	-52	-52	-52	-51	-45



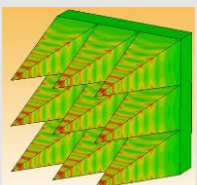
The percentage of open cells within the foam absorber material is of utmost importance. APM pyramidal absorbers are made from high tech polyurethane foam, with 90% open cells. This configuration allows a far better impregnation of the carbon solution, and therefore an incomparable distribution of the carbon load through the absorber. The carbon is fixed through the use of a polymerised acrylic binder. All these features lead to unique homogeneity and accurate control of electromagnetic parameters (complex permittivity ϵ^*).

INSTALLATION / DISMANTLING

APM pyramidal absorbers can be easily installed in shielded rooms or on any clean and flat surface using NEOPRENE contact glue, to be applied on both sides to be glued.

NUMERICAL SIMULATION

SIEPEL R & D engineers work with state-of-the-art electromagnetic numerical simulation software, in order to continuously optimize both the shape and impregnation agents of the absorbers, over broad frequency ranges.





MICROWAVE PYRAMIDAL ABSORBER

APM



UNIQUE PLASTIC PAINT

SIEPEL **plastic paint coating** was developed to optimise carbon binding (no finger marks, and no pollution or carbon dust, enabling work in class clean room conditions), improve aesthetics (brightness) and is excellent ageing.

This coating is proposed in whatever colour you want: contact us to customize your chamber with your company's name or logo

COMPLIANCE TO STANDARDS & DIRECTIVES

APM pyramidal absorbers are tested in SIEPEL's internal fire test lab as well as in independent test laboratories. APM absorbers are **compliant with the following tests and standards:**

- ISO 11925-2 Euroclass E
- NRL 8093 – tests 1, 2 & 3
- DIN 4102 – B2
- UL 94 HBF upon request

Our raw materials are **compliant to RoHS / REACH** and free of substances in the current list of Substances of Very High Concern (SVHC) published by the European Chemicals Agency (ECHA).

Both aqueous and plastic paint coating were developed to complies with ISO class 4 clean room conditions according to ISO 14644-1 : 2015.

EXTREME SOFTNESS – SHAPE MEMORY

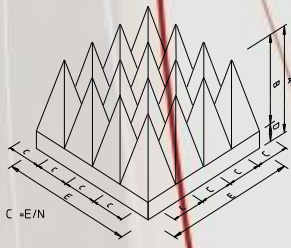
APM pyramidal absorbers have an excellent shape memory. The high quality materials used, in combination with the various paints we propose, provide the unique advantage of extreme softness, which is therefore not easily breakable (no carbon dust) and highly suitable for heavy duty chambers.



RF POWER HANDLING

APM pyramidal absorbers are designed to handle a power density up-to **2 000W/m²** max CW. For high power applications, SIEPEL have developed a special product range called AHP, with an open honeycomb structure for better heat dissipation (see data sheet: AHP High Power Pyramidal Absorber).

DIMENSIONS



Type	A overall height		B Pyramid height		D Base height		E ± T Base length			N Pyramids per absorber	Weight		Tips*
	mm	in	mm	in	mm	in	mm	mm	in		kg	Lb	
APM 3	28	1.1	18	0.7	10	0.4	610	±3	24	33x33	0.3	0,66	Painted
APM 5	55	2.2	37	1.5	18	0.7	610	±3	24	33x33	0.6	1,32	Painted
APM 9	89	3.5	76	3	13	0.5	610	±3	24	16x16	0.8	1,76	Painted
APM 12	115	4.5	90	3.5	25	1	610	±3	24	16x16	1.2	2,65	Painted
APM 20	210	8.3	147	5.8	63	2.5	610	±3	24	9x9	2.0	4,41	Painted
APM 30	305	12	245	9.6	60	2.4	610	±3	24	6x6	2.6	5,73	Painted
APM 45	455	18	380	15	75	3	610	±3	24	4x4	3.6	7,94	Painted
APM 55	550	21.6	475	18.6	75	3	610	±3	24	4x4	4.1	9,04	Black
APM 66	660	26	560	22	100	4	610	±3	24	3x3	5.1	11,24	Black
APM 85	850	33.5	750	29.5	100	4	305	±2	12	1	1.6	3,53	Black
APM 100	1000	39.4	900	35.4	100	4	305	±2	12	1	1.8	3,97	Black
APM 115	1150	43.3	1050	39.3	100	4	305	±2	12	1	2.1	4,63	Black

*for plastic paint only

INTEGRATED MANUFACTURING

These electromagnetic absorbers are designed and manufactured in our premises (France): **no subcontracting**. In our laboratory, absorbers are tested by our skilled staff on reflectivity performances, fire resistance (also performed by external laboratories).

Absorbers are submitted to quality controls as per the procedures in force within the company.

A permanent stock of finished / semi-finished products available on the shelf enables **high reactivity and fast delivery**.

These data are the result of tests performed in our laboratory. The use of the material and the performance specifications are the entire responsibility of the users who should ensure that the material is suitable for their purposes

All rights reserved. Information presented in this document are subject to modifications